


PHOTO-ETCHED



! CAUTION !
 Decals are covered with a continuous layer of varnish. Carefully trim the individual decals.

! POZOR !
 Obtisky jsou pokryt souvislou vrstvou laku. Jednotlivé obtisky opatrně ořízněte.

DECALS

RESIN PARTS




PHOTO-ETCHED PARTS






A 2x




B 2x




C 2x



D L+R




PLASTIC ROD Ø0,5 – 2mm






F

The positions of parts 3, 23, 26 are in the drawing 1/35 (last page of the manual).
Pozice dílů 3, 23, 26 jsou na výkrese 1/35 (poslední strana návodu).



26 23 3 1




24

26

23

3

1




24


25


FWD


25

24












Flatrack M1

1/35

F3067

7/8





Flatrack M1

1/35

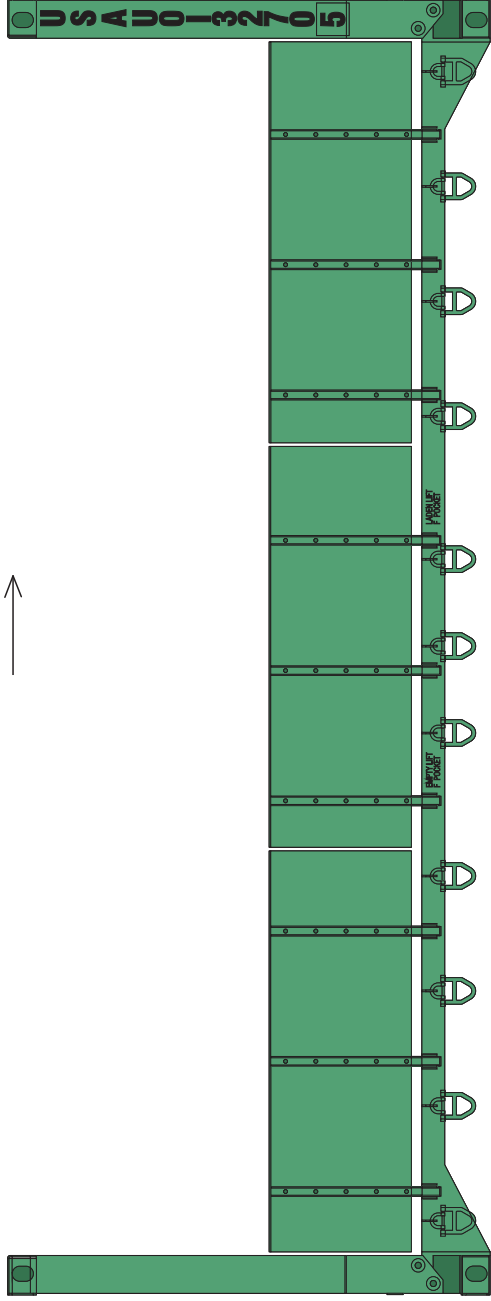
F3067

8/8



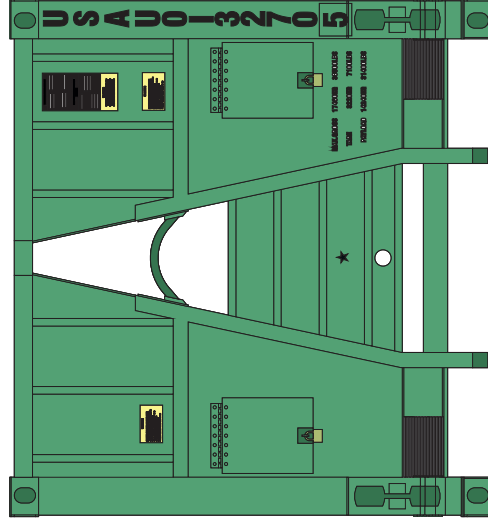
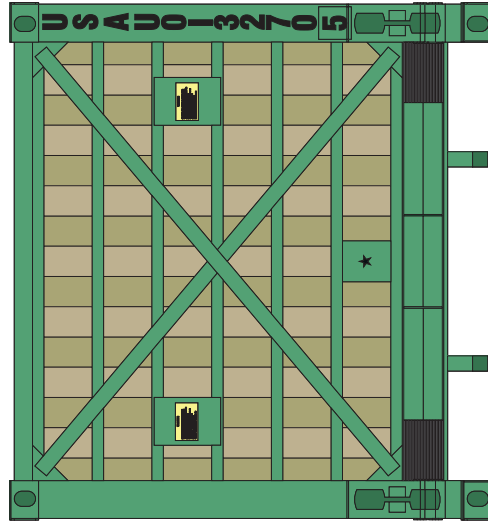


FWD →



BACK SIDE

FRONT SIDE



OR ↔

U S M U

FLATRACK M1 1:35
MMK F3067